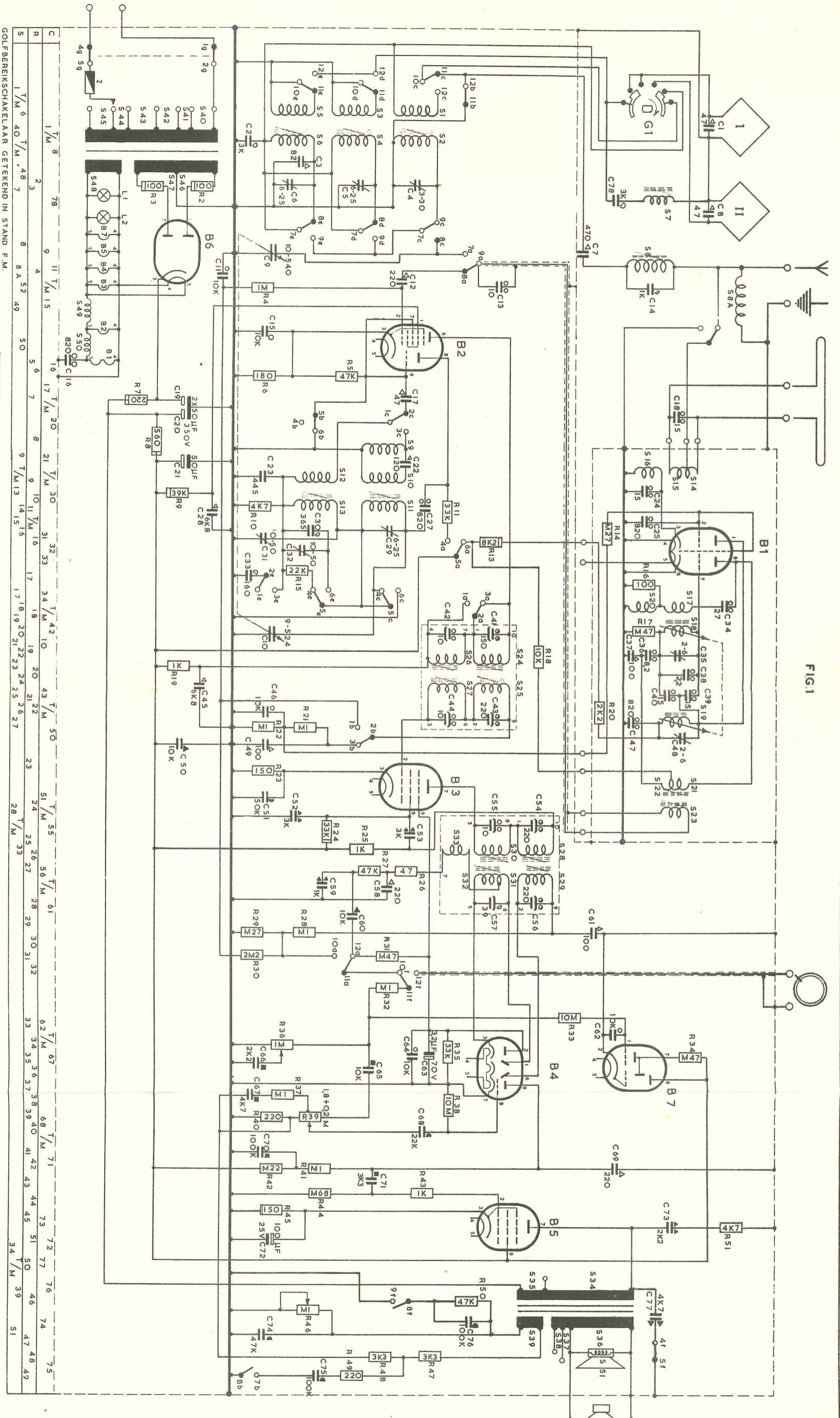
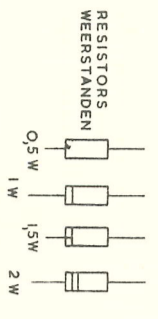


FIG. 1



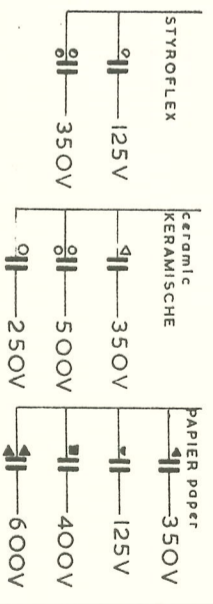
GOLFBEREIKSCHAKELAAR GETEKEND IN STAND F.M.
 ANTENNE SCHAKELAAR 3 STANDEN (G1)
 I. BUITEN ANT.; 2 RAAM ANT. I.; 3 RAAM ANT. II.
 GETEKEND IN STAND BUITEN ANTENNE
 WAVELENGTH SWITCH DRAWN IN POSITION F.M.
 AERIAL SWITCH 3 POSITIONS (G1)
 I. OUTDOOR AERIAL; 2 LOOP AERIAL; 3 LOOP AERIAL II.
 DRAWN IN POSITION OUTDOOR AERIAL



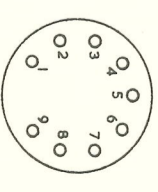
	a	b	c	d	e	f	g	h	i
1	9	8	7	6	5	4	3	2	1
2	9	8	7	6	5	4	3	2	1
3	9	8	7	6	5	4	3	2	1
4	9	8	7	6	5	4	3	2	1
5	9	8	7	6	5	4	3	2	1
6	9	8	7	6	5	4	3	2	1
7	9	8	7	6	5	4	3	2	1
8	9	8	7	6	5	4	3	2	1
9	9	8	7	6	5	4	3	2	1
10	9	8	7	6	5	4	3	2	1
11	9	8	7	6	5	4	3	2	1
12	9	8	7	6	5	4	3	2	1
	FM	KG	MG	LG	GR	UIT			

ANSLUITPLAAT M.F.
 CONNECTION OF I.F.

CONDENSATORS
 CONDENSATOREN



- B1 ECC85
- B2 ECC81
- B3 EF 89
- B4 EABC80
- B5 EL 84
- B6 EZ 80
- B7 EM 80
- B8



KY 5474